

HITACHI



Top Load Washer
10kg

The Art of Ease


Product Code LTL10PMVJWT




Dual Waterfall

with Efficient Interior Impeller Design

The innovative Dual Waterfall feature is purposefully designed with a two-tier waterfall channel that works with both high and low wash loads, ensuring extensive coverage for your clothing. For ultimate clothing care and optimal washing efficiency, the interior impeller creates strong water movement help reduce washing time, decrease water usage by 17%*, and enhance energy efficiency by 10%*



Flexible Detergent Drawer



The Flexible Detergent Drawer**, equipped with a rotary mechanism, accommodates both liquid and powder detergents for seamless and smooth dispensing. Intuitive indicators guide you to the optimal detergent measurement for your selected wash programme, ensuring efficient dissolving and a hassle-free laundry experience.

* Normal program performance test according to IEC standard

** Tested by Arcelik Hitachi Home Appliances



Soaking Function


The Soaking Function* is designed to effortlessly tackle heavily soiled clothes. It works by gently loosening tough stains before the main wash cycle begins. The drum fills with water, immerses clothing in detergent, and provides gentle agitation for a set time, ensuring a thorough pre-treatment.

Rear Control Panel



The rear control panel** is thoughtfully designed for ergonomic convenience, ensuring that all controls are within easy reach. The inclined panel design remains dry when unloading clothes, thus ensuring practical functionality.

Easy to Reach



Experience easy laundry unloading with the shallower depth design that maintains generous capacity without the need for overreaching**.


Compact Width



A very compact 59cm wide machine means this 10kg model still can manage a full family load and fit conveniently in even the smallest laundry.

Air Jet Dry

Enjoy shorter drying times with the Air Jet Dry* feature, drum rotation efficiently reduces moisture from your laundry, ensuring faster drying for your clothing.




Soft Close Door

The soft-closing lid*, designed for both safety and practicality, adds a touch of serenity to your laundry rituals. Closing gently and quietly allows you to effortlessly continue with your tasks, even when carrying a laundry basket, for a comfortable and convenient laundry experience.

Glass Durability

The tempered glass lid** is highly durable and not only resists damage and scratches but also adds a touch of elegance to your laundry space.



* Tested by Arcelik Hitachi Home Appliances.
** Usability test.

Specification



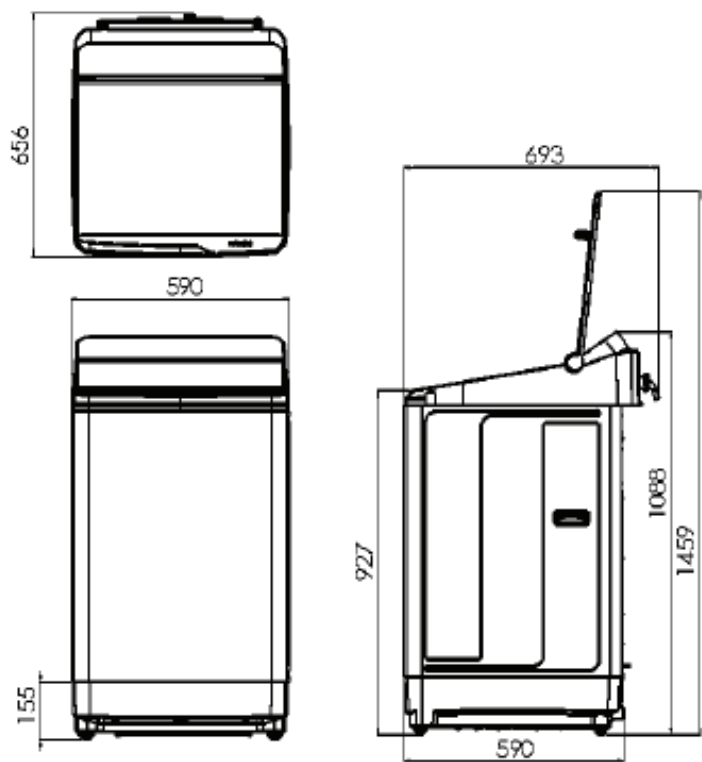
Model		LTL10PMVJWT
Type		Top Load Washer
Capacity	Washing Capacity	10kg
General	Washer Type	Impeller
	Water Inlets	Double (Hot & Cold)
	Water Levels	12
	Control Panel	Rear Control with LED Display
	Tub Material	Stainless Steel
	Detergent Drawer Type	Flexible Detergent & Softener
	Cabinet Colour	Dark Grey
	Lid Colour/ Handle Colour	Transparent Glass / Chrome
Performance	WELS Water Rating	3.5 Star
	WELS Registration Number	C44962
	Energy Rating	4.5 Star
	Energy Consumption	245 kW/yr
	Max Spin Speed	750 RPM
	Motor Type	Inverter
Features/Functions	Dual Waterfall	●
	Direct Jet Spray	●
	Hand wash Mode	●
	Stain Removal Program	●
	Auto Self Clean	●
	Soft Close Top Lid	●
	Airjet Dry	●
	Wash Mode Function	Gentle / Normal / Heavy
	Soaking Function	●
	Fragrance Function	●
	Time Delay	●
	Soak / Wash / Rinse / Spin Time Adjustment	●
	Child Lock	●

- Specifications and designs are subject to change without notice.
- Colour tone of actual products may differ from those shown.
- Feature images are for illustrative purposes only, they may not reflect the actual product.

Specification

Programs	1	Normal
	2	Speedy
	3	Half Load
	4	Water Save
	5	Stain
	6	Duvet
	7	Delicate
	8	Tub Clean
	SKU	990323100880
	EAN	8850207920739
	Warranty	5 Years Product, 10 Years Motor (Parts only)
Dimension & Weight	Width (mm)	590
	Height (mm)	1008
	Depth (mm)	634
	Weight (Net/Gross, kg)	39 / 43

Dimension Drawings



- Specifications and designs are subject to change without notice.
- Colour tone of actual products may differ from those shown.
- Feature images are for illustrative purposes only, they may not reflect the actual product.